

## Strong Communities Select Committee Portfolio Position Statement Month 9 (2015/16)

### Head of Operations Commentary

Obviously as the report moves into the second half of the financial year we become increasingly confident in the forecasting. The forecast at the 3rd quarter indicates the Operations department overall moving to a small underspend of £10,000. The recovery plan included various actions of which major items such as SWTRA and external trading (grounds/landscaping) are improving and the generic benefit of lower fuel prices is now making a material difference to the out turn. Waste modelling is now benefiting from clarity on recycling costs (post tender) and again fuel savings are contributing. The PTU position has also improved as the outcome of tendering in September is reflected in the out turn rather than the estimates used previously. County Highways is on budget and with the exception of gales and flooding over Christmas and new year the winter weather has been quite mild. However we will respond to bad weather and floods so the potential for extra spending remains. Overall officers are increasingly confident that Operations will return a balanced budget in 2016/17

### 1. Revenue Outturn Forecast

1.1 The combined budget and outturn forecast for this portfolio is

<b>Strong Communities Service Area</b>	<b>Budget @ Month 6</b>	<b>Budget Revision Virements</b>	<b>Budget @ Month 9</b>	<b>Forecast Outturn</b>	<b>Variance @ Month 9</b>	<b>Variance @ Month 6</b>	<b>Variance @ Month 2</b>	<b>Forecast Movement Months 6 to 9</b>
	£000's	£000's	£000's	£000's	£000's	£000's	£000's	£000's
Chief Executive's	6,856	146	7,002	6,810	(192)	(31)	(120)	(160)
Operations	16,384	(76)	16,308	16,148	(160)	339	634	(499)
Corporate	18,251	(36)	18,215	18,115	(100)	(61)	63	(39)
Appropriation	8,260	(1,108)	7,152	7,352	200	(328)	(248)	618
Financing	(148,376)	0	(148,376)	(149,298)	(922)	(752)	(593)	(170)
<b>Total Strong Communities Select</b>	<b>(98,625)</b>	<b>(1,074)</b>	<b>(99,699)</b>	<b>(100,873)</b>	<b>(1,174)</b>	<b>(833)</b>	<b>(264)</b>	<b>(251)</b>

1.2 The most significant over and under spends are

<b>Strong Communities Service Area</b>	<b>Overspend Predicted</b>  £000's	<b>Underspend Predicted</b>  £000's	Forecast Movement Mth's 6 to 9 <b>(Positive)/ Negative</b> £000's	<b>Commentary on forecasted outturn</b>
<b>CEO</b>				
Benefits		67	37	The underspend is a combination of a £37,000 saving against the HB budget plus a £30,000 in year saving for administration costs
Council Tax	48		12	Shortfall in income from court fees and potential redundancy costs
Systems and Exchequer		24	10	Staff vacancies of 50k offset by increase in annual card fees of 15k
Audit		10	10	Savings from vacancies
Democracy and Regulatory Services		84	82	Savings from vacancies and from spending restrictions to assist with the recovery plan
Policy & Partnerships		55	29	19k of the underspend relates to reserve funding for a Communications post as the appointment was delayed and additional one off grants from LSB and Home Office offset by unbudgeted additional staff

<b>OPERATIONS</b>				
<b>Service</b>	<b>Overspend Predicted £000's</b>	<b>Underspend Predicted £000's</b>	<b>Forecast Movement Mth's 6 to 9 (Positive)/ Negative £000's</b>	<b>Commentary on forecasted outturn</b>
Operations – Highways		310	295	Restrictions placed on essential spend to meet the target set by the departmental recovery plan, additional income from SWTRA for non-scheduled works and increased income from fixed penalty notices on street works
Operations – Fleet Transport		19	14	Additional car parking income through increased usage
Operations – Passenger Transport Unit	187		106	Assumed ALN transport savings have proven unachievable (335k) budgeted increased income levels were not made whilst at the same time corporate budget decisions regarding reductions in overtime costs were imposed. A mandate has been put forward to highlight the fact that the service cannot operate within its existing budget and has requested further funding via the MTFP in 2016-17. Offsetting savings have been achieved through holding vacancies, reduction in transportation costs and season tickets.
Operations – Building Cleaning	27		7	Delayed implementation of mandate saving of transferring public conveniences to Town Councils.
Operations – School Catering	42		7	Increased costs to comply with Healthy Eating in Schools Agenda and a reduction in budgeted meals

Operations – Property Services	101		6	A reduction in fee income generated from capital projects. The change from month 6 relates to increase in fees that are chargeable to the 21 <sup>st</sup> Century schools programme offset by a reduction in third party expenditure on procurement
Operations – Accommodation costs		159	9	Maintenance costs for Magor and Usk are underspent mainly due to reduced costs as buildings are relatively new.
Operations – Waste and street scene		29	95	46k over spend in Raglan Training Centre, where there has been a fall in demand, Grounds maintenance is forecasting a 75k under spend because income expectations, as listed in the recovery plan have now materialised. Waste is forecasting a balanced budget, but the pressures on Waste are still real as they have been mitigated by a reduction in fuel costs and a reduction in superannuation costs as about 20 staff have opted out of the Council provided pension (96k).

<b>Corporate Services</b>	<b>Overspend Predicted</b>	<b>Underspend Predicted</b>	Forecast Movement Mth's 6 to 9 (Positive) / Negative	<b>Commentary on forecasted outturn</b>
	£000's	£000's	£000's	
<b>CORPORATE</b>				
Audit Commission Fees (Certification Grant Claims)		(36)		Forecasted saving in relation to the auditing of grant claims
HMRC Reimbursements		(29)		MCC Vat rebates exercise

Early Retirement Pension Costs	161			Additional cost of redundancies notified in latter part of 2014/15 & during 2015/16
Indirect revenue Gains		(97)		Rate rebates on MCC properties
Insurance Settlement Expenditure		(65)		Insurance settlement claims predicted to be lower due to reduced claims activity
Insurance Premium Payment(Direct)		(67)		Based on reduction in premium costs as a result of the tender completed in September 2015.
<b>APPROPRIATIONS</b>				
Attributable Costs - Fixed Asset Disposal		(82)		12 Schemes delayed mainly due to a rethink of disposal strategy to optimise receipts
Interest Payable and Similar Charges		(387)		saving against budget due to long term debt not being taken out and temporary borrowing being at a lower rate than budgeted
Charges Required Under Regulation		(241)		A planned set aside of £6m of capital receipts in 2016/17 will be brought forward a year from 16/17 as there is a balance of receipts available to do this and this will achieve a saving on MRP payments due.
Interest and Investment Income		(49)		Increased cash income due to increased cash balances - in turn due to temporary borrowing taken out when rates were advantageous to prevent concentrated borrowing at difficult times.
Net Contribution from Reserves	906			£911k of budgeted spend expected to be slipped to 1617; compensated by small reimbursement
<b>FINANCING</b>				
Council Tax		(750)		Surplus due to projected actual CT Collection rate of 99.3% over budgeted 98% and increased CT recovery

Benefit Support		(170)		Forecast extrapolated from CT Benefits system based upon benefits awarded to date. Caseloads continue to reduce, a trend that is expected to continue through to year end
-----------------	--	-------	--	---

1.2 Please see Appendix 9,10,11,12 and 13 for further analysis of the directorate expenditure at month 9.

## 2. 2015-16 Savings Progress

2.1 The savings required by the 2015-16 budget mandates have not yet been fully secured.

Operations Budgeted savings were £1,513,000 and at month 9, £1,438,000 have been identified. Of the remaining savings, £50,000 are delayed until the 2016/17 financial year and currently £25,000 are deemed to be unachievable.

Chief Executives budgeted savings were £85,000. These have all been achieved.

Man. No.	Mandate Description	Target Savings £'s	Forecast Savings Identified £'s	Delayed Till 2016/17 £'s	Unachievable £'s	Forecasted Savings Variance Since Month 6 £'s
	<b>STRONG COMMUNITIES</b>					
14	Home to School Policy Changes	101,000	101,000	0	0	(29,000)
15	Facilities - Transfer functions to other providers	100,000	100,000	0	0	(90,000)
25	Transport Review and Rationalisation	62,000	62,000	0	0	0

36	Cost Neutral Waste Service	270,000	270,000	0	0	(86,000)
37	Project Gwyrdd	250,000	250,000	0	0	0
37a	Waste Mgt - Efficiency & Realignment	50,000	50,000	0	0	0
37b	Waste Mgt - Modernising Trade Waste Services	50,000	25,000	0	25,000	0
37c	Waste Mgt - Collection changes, Grey bags and nappies	180,000	180,000	0	0	0
41	Highways	450,000	425,000	50,000	0	0
	<b>Total Operations</b>	<b>1,513,000</b>	<b>1,438,000</b>	<b>50,000</b>	<b>25,000</b>	<b>205,000</b>
	<b>CHIEF EXECUTIVES'</b>					
40a	Democracy & Regulation	85,000	85,000	0	0	0
	<b>Total CEO</b>	<b>85,000</b>	<b>85,000</b>	<b>0</b>	<b>0</b>	<b>0</b>

2.1.1 Please see Savings Mandate Appendix SM for further details on savings

### Budget Mandates

#### Progress and Next Steps at Month 9

Mandate RAG	Progress up to month 9	Next Steps	Type	Year-end target	Forecasted to achieve	Variance	Owner
-------------	------------------------	------------	------	-----------------	-----------------------	----------	-------

**Mandate 14**

**Home to School Transport**

Current status



Trend since last report



**Continuation of 2014-15 mandate. Fundamental policy review to nearest school, and more zealous application of free school travel criteria.**

Post 16 travel grant removed. - Green  
Removal of the non-statutory element of travel grants to post 16 students by July – Green

Increase in post 16 charging – achieved increase in costs in 14/15 and will sustain however the 29k target for 15/16 will not be delivered as already realised.

Transport Policy on hold.

There is currently no progress on change of policy on statutory distances and pick up points due to members exploring other options.

**Alternative Delivery Plan ( agreed by cabinet 2<sup>nd</sup> Dec) - £30k achievable  
A reduction in the fuel budget to reflect reduced diesel prices.**

The savings are on target to be realised in line with the alternative delivery plan as at month 9.

Consultation on the transport policy is currently on hold and consequently the current budget was insufficient to operate the current 'home to school transport policy'.

A pressure mandate has been submitted to address current underfunded budget for 16/17.

**Alternative Delivery Plan revised budget – based on variance reported mandate at month 6.**

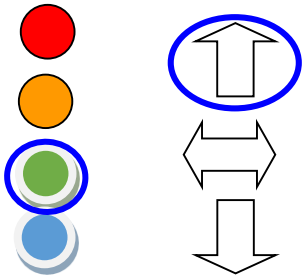
Income	0	0	0	Roger Hoggins/ Richard Cope
Savings	101,000	72,000	29,000	
Total	101,000	72,000	29,000	
Revised Total* (101k + 1k)	102,000	102,000	0	



**Mandate 15 \***

**Facilities - transfer functions to other providers**

Current status



**2014/15 mandate\***

**Building Cleaning / Community Services**  
**Engaging with town and community councils, ‘friends of’ and clubs to take on service related costs. Considerable work has already been undertaken e.g Linda Vista, Bailey Park, public conveniences.**

**15/16**

Activities during 2015/16 have been challenging. We will not achieve full year savings on this for 2015/16.  
 PC Cleaning - Overspend mainly due to delayed implementation of the mandate saving - transferring public conveniences to town councils".

**Alternative Delivery Plan ( agreed by cabinet 2<sup>nd</sup> Dec) - £90k achievable**  
**A reduction in grounds and highways, fuel and manpower budget (45k/45k split respectively)**

The alternative delivery plan is forecast to achieve the mandate budget shortfalls at month 9 within the service.

Mandate B21 has been included in the budget proposals for the financial year 2016/17.

Engagement with the community and town councils commenced on October 2015 and further consultation is scheduled.

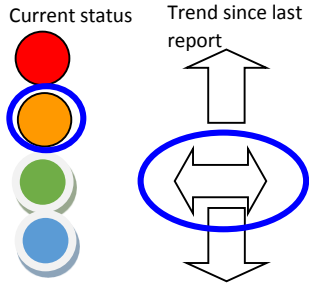
Will remain red with the limited savings until end of the year.

Alternative Delivery Plan –based on variance reported against original mandate at month 6.

Income	100,000	10,000	<b>90,000</b>	Roger Hoggins
Savings	0	0	0	
Total	100,000	10,000	<b>90,000</b>	
Total	100,000	100,000	<b>0</b>	

**Mandate 25**

**Fleet Rationalisation**



**The savings for this mandate were being achieved from the reduction of fleet vehicles across the authority.**

This fleet reduction has been achieved therefore the budget mandate is on target to be achieved by year end.  
 The restructure element due to protection of employment policy did not achieve 100% however shortfalls will be made from other savings within the service.

There are other operational opportunities currently being considered :-  
 ICT 22 – the connected worker has made progress, this is at the trailing stage,  
 ICT 13– the pool car booking system – this has not progressed due to no funding for the ICT project.

No next steps for fleet reduction as complete.

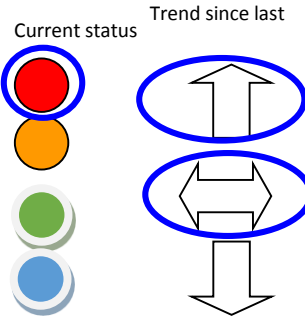
Continue to review the 2 ICT projects and report progress.

The shortfall in restructure savings are met within service area.

Income	0	0	0
Savings	62,000	62,000	0
Total	62,000	62,000	0

Debbie Jackson

**Mandate 36 \***  
**Route Optimisation**



Mandate from 2014/15

**Due to the changing to routes the mandate related to the reduction in fleet and staff.**

£86k of the £250K will not be achieved on this mandate. Leasing costs were built into the saving yet the vehicles to be removed from the fleet were owned and therefore no revenue savings from leasing could be delivered. In addition the project established that the £250 was too ambitious and we were unable to release the number of vehicles and staff as initially projected.


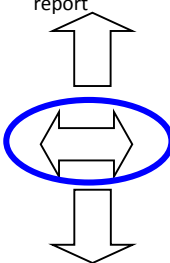

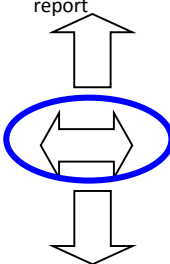
**Alternative Delivery Plan ( agreed by cabinet 2<sup>nd</sup> Dec) – 86k achievable**  
**Reduced fuel and labour budget to reflect reduced diesel prices and staff not joining the Local Government Pension Scheme.** The alternative plan is on target to achieve revised savings at month 9.

Review the on-going operation and budgets and re-align in line with service needs. The pressure from this mandate has been mitigated by suppressed fuel process and savings in superann (pension) within the department and this is reflected in the month 6 and 9 financial monitoring reports. The route optimisation pressure will not be carried into 2016-17 as the pressure mandate rectifies this position.

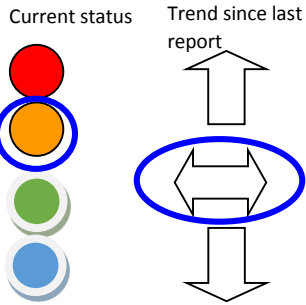
**Alternative Delivery Plan –based on variance reported against original mandate at month 6**

Income	0	0	0	Rachel Jowitt
Savings	270,000	184,000	86,000	
Total	270,000	184,000	86,000	
Total	270,000	270,000	0	

<p><b>Mandate 37a Waste Services</b></p> <p>Current status    Trend since last report</p> 	<p><b>The mandate is about re-aligning the service in order to be as customer focused and efficient as possible. To reduce duplication of services which provide clarity on responsibility and service delivery. To remove duplication and harmonise working practices.</b></p> <p>Vacancies have been deleted therefore savings have been achieved.</p>	<p>No relevant Next Steps</p>		<p>Income    0</p> <p>Savings    50,000</p> <p>Total    50,000</p>	<p>0</p> <p>50,000</p> <p>50,000</p>	<p>0</p> <p>0</p> <p>0</p>	<p>Rachel Jowitt</p>
<p><b>Mandate 37b Trade Waste</b></p> <p>Current status    Trend since last report</p> 	<p><b>Modernising Trade Waste Services</b> <b>This has 2 elements:-</b> <b>The introduction of trade waste recycling and realignment of 2 schedule changes.</b></p> <p>To date £10K has been generated through the sale of trade recycling bags yet it is anticipated that further income will be forthcoming as business replenish stock. At month 9 £15K has been forecasted as total income. The £25K has been mitigated through fuel and superann contributions.</p>	<p>Continue to review operational impact.</p>	<p>Income    40,000</p> <p>Savings    10,000</p> <p>Total    50,000</p>	<p>15,000</p> <p>10,000</p> <p>25,000</p>	<p>25,000</p> <p>0</p> <p>25,000</p>		<p>Rachel Jowitt</p>

<p><b>Mandate 37c Grey bag &amp; nappy collection.</b></p> <p>Current status  Trend since last report </p>	<p><b>This mandate relates to the removal of the free supply of grey refuse bags and the removal of the hygiene/ nappy collection.</b></p> <p>The mandate has been delivered the savings have been achieved.</p>	<p>Continue to review as still early stages. No other next steps relevant.</p>	<p>Income</p> <p>Savings</p> <p>Total</p>	<p>0</p> <p>180,000</p> <p>180,000</p>	<p>0</p> <p>180,000</p> <p>180,000</p>	<p>0</p> <p>0</p> <p>0</p>	<p>Rachel Jowitt</p>
<p><b>Mandate 40a Democracy</b></p> <p>Current status  Trend since last report </p>	<p>This mandate purpose was to reduce the budget requirement in a number of areas through a range of actions including :-  Management restructure – Green.  Increased income generation – Green  Removal of a vacant post – Green  Reduction in mileage budget – Green  All action plans delivered in order to achieve the savings.</p>	<p>In relation to budget delivery no next steps</p> <p>Non budget Service improvements.</p>	<p>Income</p> <p>Savings</p> <p>Total</p>	<p>24,000</p> <p>85,000</p> <p>109,000</p>	<p>24,000</p> <p>85,000</p> <p>109,000</p>	<p>0</p> <p>0</p> <p>0</p>	<p>Tracy Harry</p>

**Mandate 41  
Highways**



This mandate was made up of both savings and income generation :-

- Employee restructure – Green
- Material savings – Green
- Plant saving – Green.
- Re-negotiating with sub-contractors – Green
- Additional income from skips & scaffolding – green.
- Operational fuel, stores & procurement savings - Green.
- Commercial advertising – Red.

**Savings** - on target to be delivered.  
**Income** - Advertising scheme has been put on hold whilst a planning issue around advertising signs is resolved so it is assumed that the remaining will not be achieved this year.

Income	55,000	5,000	50,000	Roger Hoggins
Savings	395,000	395,000	0	
Total	450,000	425,000	50,000	

Summary - Month 10 Current status	Summary – Month 2	Summary – Month 6	Summary – Month 9	Traffic Light Key
				Not on target Concerns identified with delivery of target. Closely review & monitor.
				Monitoring & required to keep on track
				On target to achieve budget and action Plans.
				On target and over achieve.

--	--	--	--	--

<b>Mandate Summary</b>	<b>RAG Month 10</b>	<b>RAG Month 2</b>	<b>RAG Month 6</b>	<b>RAG Month 9</b>
14 Home to School Transport	Red	Red	Green	Green
15 Facilities	Yellow	Red	Red	Green
25 Fleet Rationalisation	Yellow	Yellow	Yellow	Yellow
36 Route Optimisation	Green	Red	Red	Green
37a Waste Services	Yellow	Green	Green	Green
37b Trade Waste	Green	Yellow	Green	Yellow
37c Grey Bag & Nappy Collection	Green	Green	Green	Green
40a Democracy	Green	Green	Green	Green
41 Highways	Green	Green	Yellow	Yellow

### **3. Capital Outturn Forecast**

The capital budget of £4,485,758 had been increased by slippage from 2014/15 of £2,939,759 to a new total of £7,425,517. The budget is separated under the following headings

<b>Strong Communities</b>	<b>Annual Forecast</b>	<b>Original Budget</b>	<b>Slippage from 2014/15</b>	<b>Budget</b>	<b>Total Approved Budget</b>	<b>Provisional Slippage carried Forward 2016/17</b>	<b>Adjusted Budget</b>	<b>Forecast</b>	<b>Variance</b>
				<b>Virement or Revision</b>	<b>@ Month 9</b>		<b>@ Month 9</b>	<b>Over / (Under) Outturn @ Month 9</b>	<b>Reported @ Month 6</b>
	<b>£000's</b>	<b>£000's</b>	<b>£000's</b>	<b>£000's</b>	<b>£000's</b>	<b>£000's</b>	<b>£'000's</b>	<b>£'000's</b>	<b>£000's</b>
Asset Mgt Schemes	688	365	38	275	678	0	678	10	0
Infrastructure and Transport	3,174	2,112	671	460	3,242	(68)	3,174	0	0
Regeneration Schemes	629	0	717	402	1,119	(486)	632	(4)	0
Sustainability Schemes	94	0	81	45	126	(29)	96	(3)	0
County Farms Schemes	226	201	152	0	352	(123)	230	(4)	0
Inclusion Schemes	1,354	850	348	156	1,354	0	1,354	(0)	0
ICT Schemes	142	0	153	0	153	(11)	142	0	0
Other Schemes	193	65	581	0	646	(457)	189	4	0
Maintenance Schemes – Property	1,030	893	200	(40)	1,053	(23)	1,030	0	0
<b>Total Strong Communities</b>	<b>7,531</b>	<b>4,486</b>	<b>2,940</b>	<b>1,298</b>	<b>8,723</b>	<b>(1,197)</b>	<b>7,527</b>	<b>4</b>	<b>0</b>

Further details of all the schemes are contained in the appendix 2C. A small net variance is indicated on the basis of present activity, caused primarily by the progression of Ifton Common sewerage works despite it being decommitted from the Capital Programme at the end of 2014-15. As is common with minor overspends they will be assessed against underspends apparent at end of year and any net cost borne in the first instance by capital receipts.



Appendix (links to Hub)

[Appendix2C M9 Capital Monitoring Strong Communities Select 2015-16.xlsx](#)

[M9 Chief Executive Office Revenue Budget Monitoring 2015-16 Appendix 10.xls](#)

[M9 Operations Revenue Budget Monitoring 2015-16 Appendix 9.xls](#)

[M9 Savings Mandates Appendix SM 2015-16.xls](#)